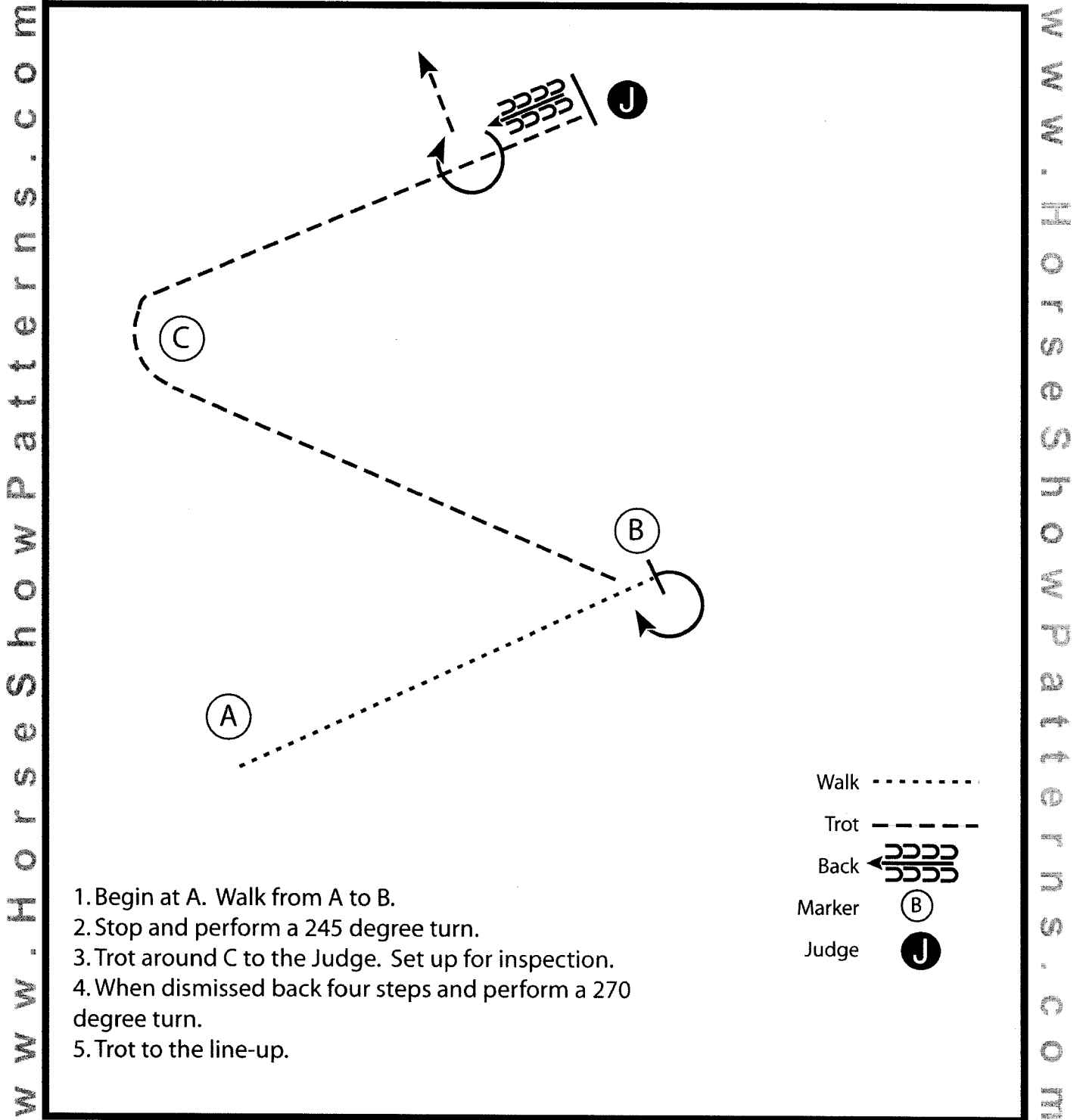


# 2015 Summer Color Show

APHA AMATEUR & SOLID BRED SHOWMANSHIP (CLASS # 53 & 54)

Show Date: 07-18-2015



1. Begin at A. Walk from A to B.
2. Stop and perform a 245 degree turn.
3. Trot around C to the Judge. Set up for inspection.
4. When dismissed back four steps and perform a 270 degree turn.
5. Trot to the line-up.

- Walk .....  
Trot - - - - -  
Back ← .....  
Marker (B)  
Judge (J)

[S/3-6]

Pattern Provided by:

*Joe Carter & Todd Bailey*

# 2015 Summer Color Show


Youth

APHA YOUTH & SOLID BRED SHOWMANSHIP (CLASS # 55 & 56)

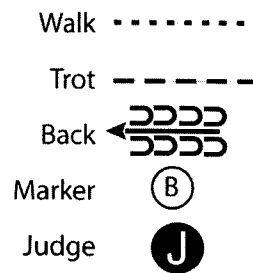
Show Date: 07-18-2015

w w w . H o r s e S h o w P a t t e r n s . c o m

w w w . H o r s e S h o w P a t t e r n s . c o m



1. Trot to B.
2. Stop at B.
3. Back around B.
4. Perform a 90 degree turn.
5. Walk to judge and set up for inspection.
6. When dismissed walk to line-up.



[S/2-5]

Pattern Provided by:

*Joe Carter & Todd Bailey*

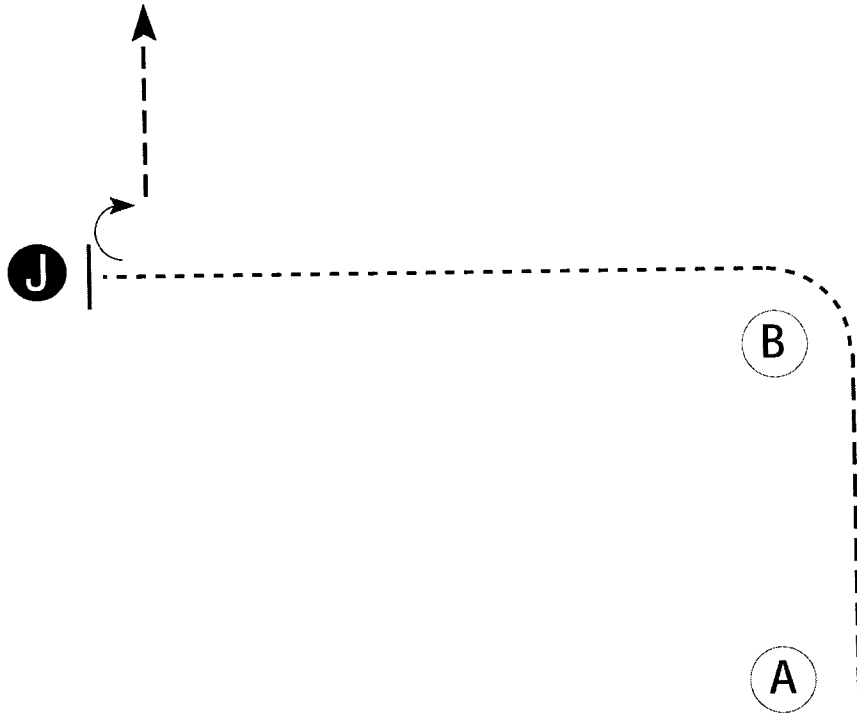
# 2015 Summer Color Show

APHA AMATEUR WT & SPB WT SMS (CLASS # 60 & 61)

Show Date: 07-18-2015

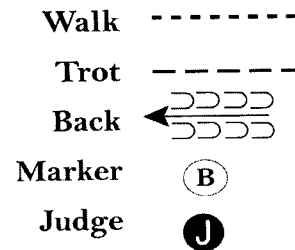
www.HorseShowPatterns.com

www.HorseShowPatterns.com



Be ready at A.

1. Walk from A to B.
2. At B, walk to judge.
3. Stop and set up for inspection.
4. When dismissed, turn 90 degrees and walk away from judge.
5. Follow the instructions of your ring steward.



[S/WT-12]

Pattern Provided by:

*Joe Carter & Todd Bailey*